

Manalapan Township

A Great Place To Live

Municipal Operating Budget



Mayor Susan Cohen

Deputy Mayor Jack McNaboe

Committeewoman Mary Ann Musich

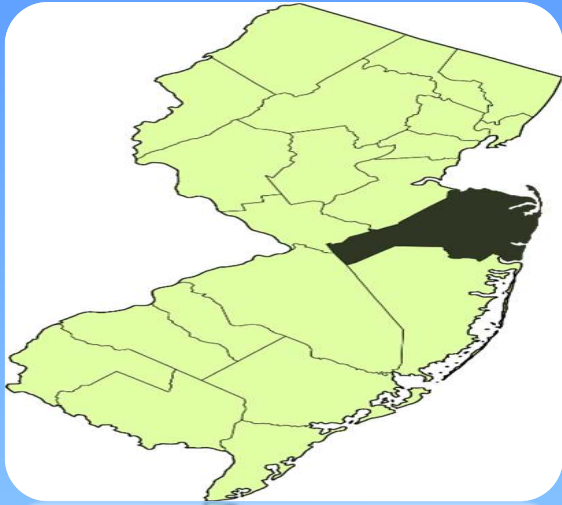
Committeeman Kevin Uniglight

Committeeman Barry Jacobson

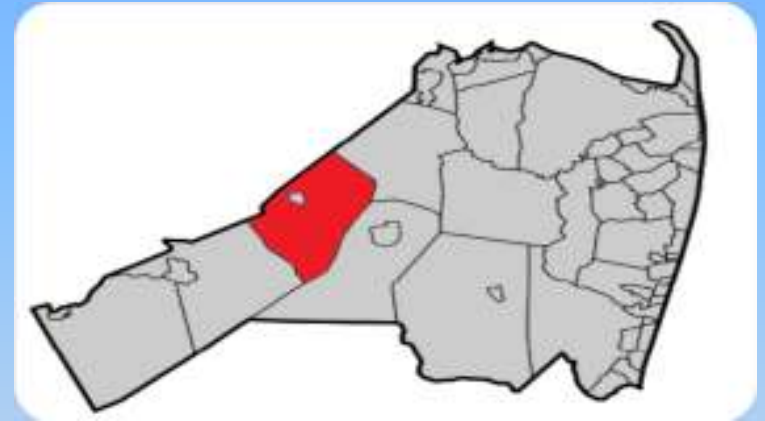
MANALAPAN TOWNSHIP 2019 MUNICIPAL BUDGET



**The Township Committee
Continues to Provide
High Quality Municipal Services
to Manalapan Residents while
Minimizing the Financial Impact to the
Township Taxpayers.**



MANALAPAN TOWNSHIP



Located in Monmouth County, New Jersey

Approximately 30.84 square miles

40,169 residents (2015 estimate)

Traversed by US Route 9, State Route 33 with easy access to the Garden State Parkway, Interstate 195 and the New Jersey Turnpike.

Located approximately 1 hour from New York City and Philadelphia.

MANALAPAN TOWNSHIP

2019 Budget Goals

Minimize Current Year Tax Increase
While Maintaining Services Provided
(Twice a Week Garbage Collection, Weekly Recycling,
Bulk Pick-Up, Brush Collection)

Provide New Services – Street Sweeping

Meet State Guidelines on Spending Cap and Levy Cap

Achieve Fiscal Stability by Considering Both the
Short and Longer Term Financial Impact of this
Year's Budget Decisions.

Moody's Credit Rating

Moody's Investors Service upgraded Manalapan rating to Aa1
Great Financial Shape

This upgrade reflects the Townships sizable tax base with moderate new developments, strong healthy indicators, healthy and stable reserve position and low debt burden.

Management and Governance – formal policies on fund balance; responsible budgeting, monthly budget reports to maintain and ensure operations

The township's financial position is expected to remain stable in the near-term due to stable revenue collections and strong spending controls.



Open Space & Preserved Property



Monmouth County Park System Open Space Plan Manalapan Township

2,080 Acres of Open Space
&

1,782 Acres of Green Acres and Farmland Preservation



187 Grants Awarded Since 2003
Total Awarded 28 million
Manalapan Township a Leader
Total Grant Awards
\$1,381,000 (7 Projects)

2019 Municipal Budget

Manalapan Municipal Tax Rate for 2019
will be 33.0 cents per \$100 of
assessed valuation.

This represents a 2.71% tax increase
and is below the allowable bank





Household Statistics

- Residential - 91.15%
 - Commercial – 7.26%
-
- 20% of Residents will see no Municipal Tax increase
 - 49% of Residents will see a Municipal tax increase of \$25 or less.

Projected Cost to the Average Manalapan Homeowner for All Municipal Services

2019 AVERAGE ASSESSED HOME = \$448,340	<u>Annually</u>	<u>Monthly</u>	<u>Weekly</u>	<u>Daily</u>
Total Increase to the Average Assessed Home	\$37.62	\$3.14	\$0.72	\$0.10
Total Municipal Taxes on an Average Assessed Home	\$1,479.52	\$123.29	\$28.45	\$4.05

An Average Homeowner pays \$123.29 a Month in Municipal Taxes for:



Public Safety

- 24 hour police protection
- School Safety
- Emergency Management
- Fire Prevention and Protection
- First Aid - Contribution, Equipment
- Municipal Court

Trash & Recycling Collection and Disposal

- Twice a Week Garbage Collection
- Every week recycling collection
- Branch and Brush Removal/Bulk Pick-Up

Code Building, Construction and Land Use Services

- Enforcement; Planning and Zoning Boards
- Safety Inspections and Proper Permitting

Public Works

- Road repair
- Salting & Snow Removal
- Leaf Collection & Disposal
- Park maintenance
- Storm water mgmt. & detention basin maintenance
- Buildings and grounds maintenance
- Vehicle maintenance
- Storm Branch and Brush Removal
- Street Sweeping



Trash & Recycling Collection and Disposal



**Twice a Week Garbage Collection
Weekly Recycling Collection
Branch and Brush Removal/Bulk Pick-Up**

**Towns in NJ required to provide Recycling Collection & Disposal
Not required to provide Trash Collection, Brush or Bulk Pick-Up
Neighboring Towns do not (Freehold, Marlboro, Old Bridge, Howell)
Estimated average annual cost for garbage \$420**

**Collection Costs \$1,757,253 ...approx. \$123 per household
Disposal Costs – Tipping Fee increase (Monmouth County)
\$3.50 per ton**

**Recycling Disposal Costs -\$1,715,000
15% increase in past 5 years**



Manalapan Residents Continue to Receive A Vast Array of Services from our Board of Health

- Community Emergency Response Team and Medical Reserve Corp
- Monitoring and preventing infectious diseases and environmental threats
- Blood pressure screening/Senior Wellness Program at various sites in the community
- Home nursing services, including primary nursing care and non-primary care
- Annual influenza and pneumonia shots
- Prenatal health care for pregnant women
- Cancer screening services for breast, cervical, colorectal and prostate cancer
- Investigation of reportable diseases
- Auditing of Pre-School and School student immunization records
- Health education programs on a variety of topics
- Dog and cat licensing
- Licensing and regulation of retail food establishments
- Community Alliance – Project Zero
- Licensing and regulation of tattoo and body piercing facilities
- Licensing and regulation of animal kennels and pet shops
- Enforcement of regulations regarding tobacco sales to minors
- Licensing and regulation of public recreational bathing facilities



Residents continue to receive the following:

Recreational, Cultural and Senior Citizen Programming

- State of the Art Recreational Facility
- Variety of Recreation Programs
- Thompson Grove Park
- Holiday Lake & Pocket Parks
- Splash Park
- Dog Park
- Early Learning Programs
- Summer Concert Series
- MAC Cultural Events/Concerts



- Community Center
- Manalapan Day
- Senior Bus Trips
- Holiday Events
- Exercise Classes
- Baby Bundles
- Numerous Social Events for Seniors

2019 Capital Projects

Road Repaving

- Monmouth Heights Phase 7
- Gordons Corner Road (DOT Grant)
- Portion of Craig Road
- Portion Alexandria Road
- Devon Drive
- Timber Lane
- Portion of Apache



Building and Grounds Projects & Equipment Purchases

- Street Sweeper
- Field Renovations
- Lighting Upgrade Town Point
 - Infield Grooming Machine
 - Small Excavator
- Police Vehicles and Portable Radios




ESTIMATED TAX RATE

In cents per \$100 of Assessed Valuation

	<u>ESTIMATE 2019</u>	<u>ACTUAL 2018</u>
REGIONAL ELEMENTARY*	0.948	0.954
REGIONAL HIGH SCHOOL*	0.413	0.415
COUNTY*	0.290	0.297
MUNICIPAL	0.330	0.337
MUNICIPAL OPEN SPACE	0.020	0.020
FIRE DISTRICTS (AVG.)	0.048	0.049
TOTAL	2.049	2.072

Making 'Cents' of Your Dollars

Total School Share 66%



2019 SOURCES OF REVENUE FOR THE MUNICIPAL BUDGET

Revenue Source	Amount	% of Revenue
Amount to be Raised from Taxpayers	\$22,961,264	66.57%
State Aid	\$3,868,653	11.22%
Surplus Utilization	\$3,500,000	10.15%
Local Revenues	\$2,357,500	6.83%
Delinquent Taxes	\$750,000	2.17%
UCC Construction Fees	\$575,000	1.67%
Interlocal Services	\$131,458	0.38%
Special Items - Fire Safety, Park Improvement	\$300,000	0.87%
Grants	\$48,025	0.14%
Total	\$34,491,900	100.0%

HOW MUCH DOES EACH DEPARTMENT COST?

<u>DEPARTMENT</u>	<u>2019 S&W</u>	<u>2019 O.E.</u>	<u>2019 TOTAL</u>	<u>% OF BUDGET</u>
PUBLIC SAFETY	\$8,168,750	\$331,962	\$8,500,712	24.65%
UTILITIES, SANITATION, LANDFILL & RECYCLING		\$4,661,500	\$4,661,500	13.51%
INSURANCE	\$109,500	\$4,095,303	\$4,204,803	12.19%
STATUTORY EXPENSES		\$3,677,858	\$3,677,858	10.66%
CAPITAL PROJECTS AND DEBT	-	\$3,280,157	\$3,280,157	9.51%
PUBLIC WORKS & PARK MAINTENANCE	\$2,020,700	\$1,090,350	\$3,111,050	9.02%
RESERVE FOR UNCOLLECTED TAXES	-	\$2,545,754	\$2,545,745	7.38%
GENERAL GOVERNMENT	\$1,269,296	\$592,510	\$1,861,806	5.40%
CONSTRUCTION DEPARTMENT/LAND USE	\$872,000	\$92,000	\$964,000	2.79%
INTERLOCAL / SHARED SERVICE AGREEMENTS	\$93,500	\$510,141	\$603,641	1.75%
PARKS & RECREATION	\$405,500	\$97,995	\$503,495	1.46%
HEALTH & HUMAN SERVICES	\$356,500	\$47,600	\$404,100	1.17%
CAPITAL IMPROVEMENT FUND	-	\$75,000	\$75,000	0.22%
RESERVE FOR TAX APPEALS		\$50,000	\$50,000	0.14%
STATE & FEDERAL GRANTS	-	\$48,025	\$48,025	0.14%
TOTAL	\$13,295,746	\$21,196,154	\$34,491,900	100.00%

Where Does It Go?

\$1,479.52

Public Safety:	\$365.14
Utilities, Sanitation & Recycling :	\$200.23
Insurances:	\$180.62
Statutory:	\$157.98
Capital Projects/Debt:	\$140.90
Public Works & Park Maintenance:	\$133.63
Uncollected Taxes:	\$109.35
General Government:	\$ 79.97
Construction/Land Use:	\$ 41.41
Shared Services:	\$ 25.93
Parks & Recreation:	\$ 21.63
Health & Human Services:	\$ 17.36
Capital Improvement Fund:	\$ 3.22
Reserve for Tax Appeals:	\$ 2.15

Manalapan Township

A Great Place To Live



Public Hearing

2019 Budget

Mayor Susan Cohen

Deputy Mayor Jack McNaboe

Committeeman Mary Ann Musich

Committeewoman Kevin Uniglicht

Committeeman Barry Jacobson